



real people making  
a real difference



Shoebox school pack

# What's Included



- T4U History
- Lesson plan ideas
- How to fill your shoebox (gift aid form included)
- Group shoebox project
- The budget box
- Label sheets x2
- Shoebox drop off poster
- Flatpack shoebox request form
- Other T4U projects



# Dave Cooke



In 1990 Dave Cooke and his wife Gill, after seeing the terrible images of Romanian orphans on the television, decided to do something about it and with the help of friends and family put together aid wagons ready to drive across Europe. They hoped the medical supplies, beds, blankets and clothes would radically change the horrific conditions in which these children were living. What they didn't know (and no one knew) was that the few thousand shoebox gifts that went across with the convoy from Wrexham would grow into the biggest shoebox programme in the world! Operation Christmas Child was born.

In 1994 Operation Christmas Child was amalgamated with the American led International Charity Samaritan's Purse. Dave resigned from his job as Contracts Manager for a Window Installation company and became Overseas Projects Manager, delivering shoeboxes all across the world whilst developing their soccer programme & Second Chance programme; taking sports and games to street children and juvenile convicts. From those years pioneering new programmes and visiting new countries grew the seeds for Teams4U.

Dave founded Teams4U in 2006 after experiencing the atrocities of the Beslan crisis when over 300 people were killed in a school attack in Russia. In 2014 after years of being asked repeatedly to do shoeboxes again he agreed and relaunched the shoebox program as it was originally.

***'A gift from one person to another person, no strings attached!'***



In 2017 Dave was recognised for his invaluable contributions to international charity work by being presented with an honorary doctorate from Salford University.

# Teams4u Lesson Plan Ideas

Teams4u have worked together with teachers to come up with ideas that can be used to incorporate shoeboxes into the national curriculum. If you have any other ideas we would love to hear from you!

## Geography: National Curriculum for Key Stage One.

**Aim:** Understand geographical similarities and differences through studying the human and physical geography of a small area of the United Kingdom, and of a small area in a contrasting Eastern European country.

**Task:** Children could compare similarities and differences between where they live and where the shoeboxes are going to be delivered (looking at those being delivered to Eastern Europe such as Romania or Belarus).

## Human and physical geography

**Aim:** Identify seasonal and daily weather patterns in the United Kingdom and the location of hot and cold areas of the world in relation to the Equator and the North and South Poles.

**Aim:** Use basic geographical vocabulary to refer to:

**Key physical features:** Beach, cliff, coast, forest, hill, mountain, sea, ocean, river, soil, valley, vegetation, season and weather.

**key human features:** City, town, village, factory, farm, house, office, port, harbour and shop.

**Task:** Teachers could set a research project to find out about the country where they are going to be delivered, looking at the different physical and human features. Children could research using the internet, using Google images to compare and contrast the different locations.

## Geographical skills and fieldwork:

**Aim:** Use world maps, atlases and globes to identify the United Kingdom and its countries, as well as the countries, continents and oceans studied at this key stage.



**Task:** Map work to find the different countries where the shoeboxes are delivered. Belarus, Bosnia, Ukraine, Romania.

**Aim:** Use simple compass directions (north, south, east and west) and locational and directional language [for example, near and far, left and right], to describe the location of features and routes on a map.

**Task:** Use aerial photographs and plan perspectives to recognise landmarks and basic human and physical features; devise a simple map; and use and construct basic symbols in a key. The aerial photographs used could be from the different locations.

## Maths:

**Task:** Explore a range of Christmas wrapping paper and look at the patterns. Can you talk about and describe the patterns you can see? Design and make your own wrapping paper to cover a shoebox.

**Task:** Use the 'Bulk Buy Box' sheet as an idea/starting point to select items for the shoebox and work out how much it would cost. If I only had £4.50 what could I buy?

## Fundraising task:

Organise a fundraising event where the children plan and carry out the event. Depending on what they do they can relate it to money, sharing quantities etc. They could design posters (Art & Literacy) to advertise the event. (I have done this on many occasions when we raised money to sponsor an animal – my class of 4 and 5 year olds made a lot of biscuits and sold them to the rest of the school! We made money and the children certainly knew what a 20p looked like by the end of the event). These are always very successful activities which motivate the children and provide real life and purposeful opportunities for them.

# How To Fill Your Shoebox

- 1. Use our Flat-pack OR Find an empty shoebox** – Preferably medium size. If needed, wrap the lid and the box separately in Christmas paper.
- 2. Boy, girl or home?** Choose who you'd like your box to go to and fill out the label. Please stick to the front of your shoebox lid. Additional labels can be downloaded from our website if needed.
- 3. Personalise your shoebox** – Take a look at the list of gift ideas in this booklet. More ideas are also available online. Please DO NOT include: Food (only exception is sweets), medicines, military themed items (such as toy soldiers/tanks/guns), aerosols or anything highly flammable, sharp items, novels.
- 4. Make your donation** – Please complete the attached form at the bottom of this page and enclose it in the envelope, provided along with the recommended donation of **£3.00** and place inside your shoebox.
- 5. Drop off your shoebox** – Please close your box with an elastic band and take to your nearest collection point. Please remember to check the collection dates in your local area.

You can also make your donation online at [www.teams4u.com](http://www.teams4u.com). Any contribution will help us to deliver your boxes to the children so please don't forget this crucial donation, thank you.

## I would like to help change children's lives

I enclose my donation of £     -  (cash or cheque). Please make cheques payable to Teams4U.

Title:

Your name (first and last):

First line of your address:

Postcode:



Once you have filled your shoebox, please pop this form together with your cheque/cash in the envelope and attach it to the inside of your shoebox lid. Please do not seal your shoebox. Take your shoebox to your nearest drop-off point and we will do the rest, thank you!

Teams4U values your information and will only use this data for gift aid purposes as set out in our data protection policy.

Increase the value of your donation by 25% if you are a UK tax payer, the value of your donation can be increased by a quarter with no added cost to you. Please tick the box below to join the Gift Aid scheme. I am a UK taxpayer. I understand that if I pay less Income Tax and/or Capital Gains Tax in the current tax year than the amount of Gift Aid claimed on my donations I must pay the difference. Please let us know if your tax status, name or address changes.

☐ Yes, I'd like Teams4U to claim Gift Aid on this donation, as well as any future donations and any donations made in the past four years.

☐ I do not wish to or am unable to gift aid this donation.

Signature \_\_\_\_\_

Teams4U is a  
registered charity  
No. 1114131  
©2021 Teams4U

# Group Shoebox Project

It sometimes can be difficult for individuals to make complete shoebox gifts but the below guide shows how a group of 20 can make at least 4 boxes between them without spending more than £2\* each, assuming all donate 50p alongside the item you ask them to bring in:

Child/Donor	Item	e.g. Where to Buy	e.g. Cost £
1.	Multi-pack 10 toothbrushes	B&M /Home Bargains	1.99
2.	1 tube of toothpaste	Tesco's	0.50
3.	Multi-pack 4 bars of soap	Aldi	0.59
4.	Multi-pack 6 Combs	B&M	1.00
5.	Multi-pack 20 pencil erasers	Post Office	2.00
6.	Multi-pack 6 Exercise books	Amazon	2.95
7.	10 Pencil Sharpeners	Ebay	0.49
8.	Toy	Home Bargains/B&M	0.50
9.	Multi pack /bouncy balls	Amazon	1.99
10.	2 pairs of magic gloves	Matalan	2.00
11.	6 Colouring Pencils	Wilkos	0.20
12.	24 Colouring Pencils	Wilkos	1.00
13.	1 Hair Brush & Accessories	B&M	1.00
14.	Geometry Set	Wilko	1.00
15.	Ruler	Wilko	0.30
16.	Pencil Case	Wilko	0.50
17.	Haribo 21 pack	Aldi	1.99
18.	Maoam Multi Pack	Aldi	1.79
19.	Cadburys Twirl 4 Pack	Asda	1.00

\*based on national stores, prices correct as of May 2020

\*If buy rubber-topped pencils it is not as necessary to add additional erasers

The £10 donated covers the £3.00 donation suggested to cover the transportation costs of each box. If the group size is larger than 20, perhaps ask for items like hair accessories; more toys; pencil cases (50p-69p in Asda/Home Bargains), rulers, pens/colouring pens & sweets.



# Group Shoebox Project

BEFORE YOU BUY – have you looked around the house?

## Hygiene:

1. Toothpaste –free from 'Designed to Smile' schemes.
2. Toothbrushes – as above.
3. Soap/small toiletries – unwanted gift.
4. Combs/Hairbrushes/ Hair accessories –donated as unwanted gifts/party favours

## Educational:

1. Pencils/erasers/pens– donated from party bags, unwanted gifts, simply lying around the house.
2. Sharpeners –from party bags, not needed stationery gift sets/art sets etc.
3. Paper – An extra exercise book from a school multi-pack, pullout sheets from a colouring book, or 5-10 sheets from a ream of printer paper.

## Fun:

1. Toys – 1 good condition second-hand toy.
2. Balloons/stickers/party bag favours

## Practical:

1. Hat, scarf, glove set – unwanted gift or good condition second-hand.

## Other:

1. Sweets – [in-date by March the following year] from home multi-pack, party bags, leftovers or extra from Halloween/birthday parties.



# The Budget Box


We all want to make a beautiful gift for a child overseas, so here are some tricks to keep your gift from breaking the bank...

1. See what items you have at home that you no longer need.
2. Anybody Knit? See if you or somebody you know can knit Hand Puppets Hats, Scarves & mittens.
3. Look for local/clearance sales.
4. Check out your budget stores. You can pick up many toys for £1 or less, plus the occasional stationery set for 19p at Home Bargains!
5. Buy multi-packs of party fillers e.g: £1 for 6 bouncy balls in Asda or £1 for 6 tubes of bubbles in The Works.
6. Got some unused pens/pencils/erasers/sharpener? Simply wrap with an elastic band.
7. Add Freebies from magazines, prizes from kid's parties, leftover balloons/stickers, good quality pre-loved soft, toy/car, unused Stationery, unused toiletries.
8. Buy supermarket basics range: e.g. toothpaste from Tesco's/Sainbury's at 50p.
9. Craft projects: Head over to our website to look at our craft project ideas, or look at 'Jenny Frost shoebox craft ideas' on youtube.



✂


**BOY**

☐ 3-5 years 

☐ 6-11 years

☐ 12+ years


**GIRL**

☐ 3-5 years 

☐ 6-11 years

☐ 12+ years

**HOME**




☐

**T4U**  
real people making  
a real difference

✂


**BOY**

☐ 3-5 years 

☐ 6-11 years

☐ 12+ years


**GIRL**

☐ 3-5 years 

☐ 6-11 years

☐ 12+ years

**HOME**




☐

**T4U**  
real people making  
a real difference

✂


**BOY**

☐ 3-5 years 

☐ 6-11 years

☐ 12+ years


**GIRL**

☐ 3-5 years 

☐ 6-11 years

☐ 12+ years

**HOME**




☐

**T4U**  
real people making  
a real difference

✂


**BOY**

☐ 3-5 years 

☐ 6-11 years

☐ 12+ years


**GIRL**

☐ 3-5 years 

☐ 6-11 years

☐ 12+ years

**HOME**




☐

**T4U**  
real people making  
a real difference

✂


**BOY**

☐ 3-5 years 

☐ 6-11 years

☐ 12+ years


**GIRL**

☐ 3-5 years 

☐ 6-11 years

☐ 12+ years

**HOME**




☐

**T4U**  
real people making  
a real difference

✂


**BOY**

☐ 3-5 years 

☐ 6-11 years

☐ 12+ years


**GIRL**

☐ 3-5 years 

☐ 6-11 years

☐ 12+ years

**HOME**



☐

**T4U**  
real people making  
a real difference



# DROP OFF YOUR SHOEBOXES HERE...

[www.teams4U.com](http://www.teams4U.com)




Please drop off your box:

From..... Until.....

## Thank You!

T: 01978 310110 E: [info@teams4u.com](mailto:info@teams4u.com)



Teams4U is a registered charity No. 1114131 PO BOX 2252, Wrexham, LL11 0BY.

# T4U Flat Pack Shoebox Request



Please contact Teams4u Head Office for your local supplier.



# Other Teams4U Projects



## Support Vocational Training in Africa

T4U run vocational training schools in Sierra Leone and Uganda providing trade-skills to young people struggling to gain employment.



## Develop with Dignity in Africa

T4U provides washable sanitary wear to approximately 1,500 schoolgirls in Uganda per year alongside underwear and Menstrual Health Education.



## WASH Sanitation Project in Africa

T4U are working with schools in Uganda to provide children with somewhere to wash their hands whilst improving the school pit latrines with covers to prevent odour and fly infestation.





---

real people making  
a real difference



[www.teams4U.com](http://www.teams4U.com)

T: 01978 310110 E: [info@teams4u.com](mailto:info@teams4u.com)

Teams4U is a registered charity No. 1114131 PO BOX 2252, Wrexham, LL11 0BY.